

JENSEITS VON THEBEN THEBES



Contents

- 1 rule book and • 1 summary sheet
- 1 game board – with 12 places (7 cities in Europe and 5 excavation sites in the area of the Mediterranean) connected by a transportation network

time line with the 52 weeks in a year

4 spaces for researcher cards

3 spaces for exhibition cards



- 4 archeologists – in the 4 player colors



- 4 time markers – in the 4 player colors



- 1 year marker



- 85 researcher cards – including knowledge cards, various support cards, and 9 congress cards



Each researcher shows...

... The city where a player can get the card.

... The number of weeks a player must invest to get the card.

... Its effect in the game.

This card gives its owner 3 points of specialized knowledge in Egypt (yellow).



- 10 exhibit cards – 5 small exhibits worth 4 victory points and 5 large exhibits worth 5 victory points.



victory points

city where a player can get this card

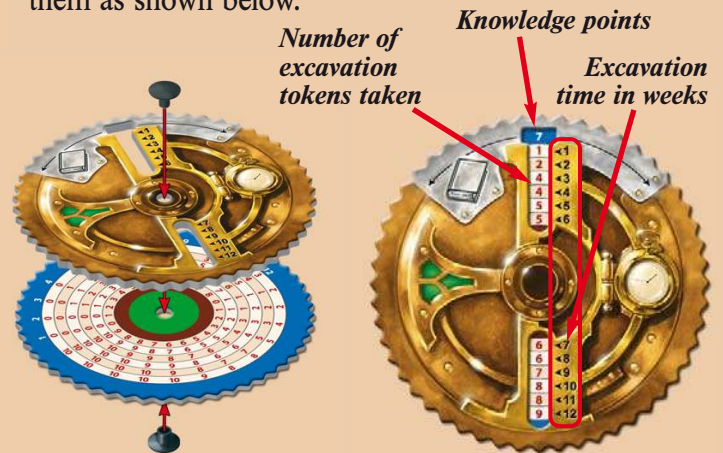
required artifacts

required time

- 5 summary cards – shows the layout of each excavation site



- 4 time wheels – each consists of two disks and two plastic rivets. Before the first game, carefully assemble them as shown below.



Number of excavation tokens taken

Knowledge points

Excavation time in weeks

- 4 sets of excavation permissions – 1 for each player for each area (1 set = 5 permissions)



front: valid permission

back: used permission

- 155 excavation tokens - each excavation area has 15 items to find: 13 artifacts, 1 specialized knowledge item for another excavation area and 1 general knowledge item. The remaining tokens are worthless debris. Set one value 1 artifact token from each area aside. Place all remaining tokens in the bags for their colors.

Some tokens from Egypt (yellow):

worthless debris,

artifact and specialized knowledge



Crete (purple)

Palestine (green)

Greece (orange)

Mesopotamia (blue)



- 5 cloth bags with colored tops - each filled with the excavation tokens of the matching color: to start each bag has 14 of the 15 items to find and 16 worthless debris tokens.

Preparation

Each player takes: • set of excavation permissions • 1 archeologist, • 1 time marker and • 1 time wheel in the color of his choice.

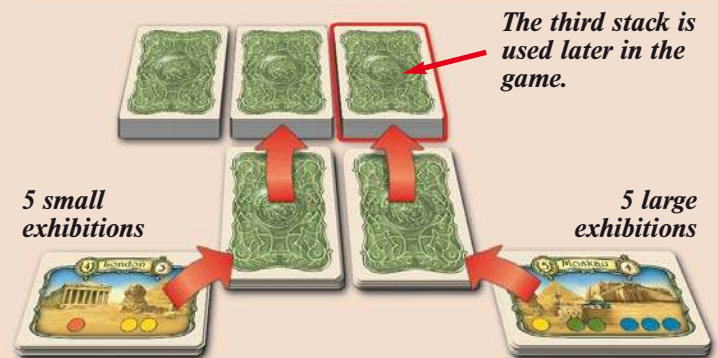
Remove the 10 exhibition cards from the card deck, shuffle the remaining cards, draw 4 cards from this deck and place them face up in the space provided for them on the board.

Divide the remaining cards into three equal face down stacks. Shuffle the 5 small exhibition cards into the second stack and the 5 large exhibition cards into the third stack.

Note: with 2 players, shuffle all exhibition cards into the second stack.

Now place the first stack on top of the second stack to form the card supply.

Place the third stack aside. It will be used when the card supply is exhausted.



Place the time markers for all players in a stack on the start space (with 2 or 4 players). With 3 players, place the time markers on space 16.

Place the year marker on space "1901" with 2 and 3 players and on space "1902" with 4 players.

Each player places his excavation permissions and time wheel in his play area.

Place all archeologists on Warsaw.

Place the five summary cards next to the board.

Place 4 researcher cards here to begin the game.

Place the value 1 artifact tokens that were set aside earlier on the appropriate excavation areas on the board.



Goal

The players travel as archaeologists around Europe in order to acquire the necessary knowledge for their excavation expeditions. With the aid of assistants, players get needed equipment and services for their expeditions. Once properly equipped, the players head off to Egypt, Crete, or Mesopotamia to dig at the sites there for valuable artifacts, which will bring them fame

and enhance their reputations in the form of victory points. Players who can arrange exhibitions and visiting congresses will add to their reputations (victory points). But all this costs time and time is, of course, a limited resource. Who best uses his time for planning excavations and exhibitions, will score the most victory points and win the game.

Playing the game

Depending on the number of players, the game is played over:

- 3 years with 2 players,
- about 2 1/2 years with 3 players, and
- 2 years with 4 players.

1. Player order

The players choose a starting player and place his time marker on top of the stack of time markers on the game board. Henceforth, the player whose time marker is last (lowest number) on the time track is the player who takes his turn. If several time markers are stacked on the last space on the time track, the player whose time marker is on top of the stack takes his turn.

Thus, it is possible for a player to take several turns in a row when his time marker is last and continues to be last after taking turns.

On his turn, a player moves his archeologist on the game board along the broken lines from place to place and executes an action after moving. The player may move his archeologist to a space with other archeologists. Several archeologists may occupy the same place. The **movement of the archeologist and the execution of actions use weeks of time**, which are marked on the time track by the player moving his time marker.

Moving the archeologist from one place to a neighboring place costs 1 week. The time costs for the actions are described in the descriptions of the actions below.

2. Execute an action

On his turn, a player executes one of the following actions:

- take a researcher card
- exchange the 4 cards displayed
- execute an excavation
- execute an exhibition



Example: it is the blue player's turn.

Note: when a player moving his time marker lands on a space with other time markers, he places his on top.



Example: Blue moves his archeologist from London through Berlin to Warschau (2 steps) for a cost of 2 weeks. The following action (exchange the 4 cards displayed) costs 1 week, so his total turn costs 3 weeks.

Note: by using the researcher card "auto", a player may shorten a move, which lasts 3 or more weeks, by 1 week.



By using the researcher card "zeppelin", a player may shorten any long journey to 0 weeks. This card is discarded after a single use.

NOTE! A player must always execute an action on his turn! Moving and stopping without executing an action is **not** permitted!

...in Berlin, London, Moskau, Paris, Rom or Wien

...in Warschau

...in Griechenland, Ägypten, Kreta, Palästina or Mesopotamien

...in Berlin, London, Moskau, Paris, Rom or Wien

The actions in detail:

■ Take a researcher card

The player chooses one of the face up researcher cards on the board, moves his archeologist to the city indicated on the card, and places the card face up in his play area. If the player's archeologist is already in the city shown on the card, the player has no movement cost.

If the player's archeologist is not in the city shown on the card, the player moves his time marker along the time track as many spaces needed to reach the city shown on the card from the city where his archeologist was.

As long as a researcher card is in a player's play area, he may use its advantages.

After the player has taken the card and moved his archeologist (if necessary), he draws the top-most card from the card supply and places it face up in the empty researcher card space on the board.

When an exhibit card is drawn

When an exhibition card is drawn, it is placed face up on space (a) for exhibition cards on the board, instead of on a space for researcher cards. If there are already exhibition cards in the exhibition card display, they are shifted from (a) to (b) to (c). If a card was on space (c), it is discarded.

A new card is drawn

After the exhibition card is placed, the player draws another card from the supply to fill the empty space on the researcher card display.

When the card supply is exhausted

When the card supply is exhausted for the first time, shuffle the discards together with the third stack set aside during preparation and place the combined stack face down as a new supply.

If the card supply is again exhausted, shuffle the discards and place them face down as a new card supply.

■ Exchange the 4 cards displayed

If the player does not like the 4 researcher cards displayed on the board, he moves his archeologist to Warschau (or leaves him there if he is already in Warschau), takes the 4 cards from the display, and places them on the discard stack. Then, he draws the top-most 4 cards from the supply and places them in the display. If he draws an exhibition card, he handles it as described above.

Finally, the player moves his time marker along the track 1 space for the action and as many spaces as necessary to pay for the movement of his archeologist.



After the player takes a card, he replaces it from the card supply...

...If the new card is an exhibition card, he places it in space (a) of the exhibition card display.



If space (a) is occupied, the card in space (a) is moved to space (b), and so on.



Special case: if a player takes a second turn immediately after exchanging the cards (no other player took a turn between the player's turns) and chooses to do this again, he pays 2 weeks for the second exchange action. Of course, he pays no movement cost, as his archeologist is still in Warschau.

If he continues to take consecutive turns and continues to choose this action, each subsequent action costs an additional week (e.g. third time is 3 weeks, 4th is 4 weeks, etc.).

Execute an excavation

If the player fulfills the requisites below, he can execute an excavation.

The minimum requirement

- The player has a **valid excavation permission** for the area.
- The player has at least **1 point of specialized knowledge** for the excavation area, either from a researcher card or found item.

The player moves his archeologist to the area (if it is not already there), paying the appropriate movement cost, and executes the excavation action for that area. He draws excavation tiles from the bag corresponding to the area.

The number of tiles drawn depends on the amount of time the player chooses to spend and the amount of knowledge he has (the number of knowledge points he has for that excavation area).

Determining knowledge points

The number of knowledge points a player can apply to an excavation is:

- **Special knowledge**
 - technical books matching the excavation area (by color)
 - rumors and legends from the people in the excavation area (by color)
 - assistants (number for each excavation area)

Note: using the card "legends from the people" adds 2 points of special knowledge for the area. This counts only for the duration of the excavation. Afterwards, the card is discarded.



as well as:

- **General knowledge**
 - from books (opened books count for all areas)

Each symbol (opened book, colored technical book, or note) gives 1 point of knowledge.

Example: an excavation on Crete requires...

...a valid excavation permission for Crete



...at least 1 point of specialized knowledge for Crete

...the player's archeologist on Crete



Example of special knowledge for Crete: (researcher cards and found item from Greece):



3 points (2 + 1) from technical books



2 points from the card "legends from the people"



1 point from 2 assistant cards

Note: 2 assistants count for 1 point of special knowledge; 3 assistants count for 2 points of special knowledge.

If a player has only one assistant, he may use this single card for 1 point of special knowledge for an excavation.

However, the card is discarded immediately after the excavation in this case.



4 points of general knowledge (works in any area)

Note: although it generally takes more time to acquire general knowledge, it may be used on any excavation.

First, the special knowledge for the excavation area is counted (technical books, assistants, and notes). Then the general knowledge points are added (1 point per book).

A player may not use more points of general knowledge than he uses of special area knowledge. If the player has more general knowledge than special knowledge for the area being excavated, the extra general knowledge is not used.

Using the time wheel - the number of tokens to draw

Move the time wheel to display the amount of **current total knowledge** (special plus general). To do this, turn the front of the wheel until the number appears at the top (white number on blue background). Now the player decides how many weeks he wants to dig. The weeks are represented by the **black numbers from 1 to 12** next to the slot in the wheel. To the left of the number of weeks is a **red number** indicating how many excavation tokens the player draws from the bag. The player must choose a number of weeks such that the red number is **greater than 0**. The player states clearly aloud how many weeks he will dig.

The player moves his time marker along the time track the number of spaces equal to the number of weeks he chose to dig.

The excavation: finding useful items or useless debris

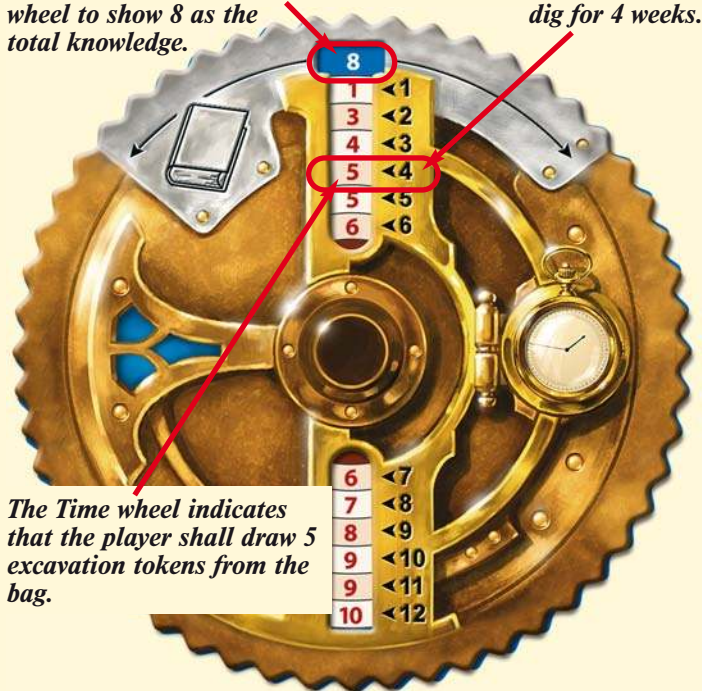
The player now draws as many tokens from the bag corresponding to the area he is excavating as is shown on the time wheel for this dig. After drawing all tokens allowed, the player returns any debris tokens **to the bag**. He places useful items drawn face up and visible in his play area.



Example: the player has a total knowledge of 8 points for his excavation on Crete (of the 5 points of general knowledge only 4 points count).

Example: the player turns the wheel to show 8 as the total knowledge.

The player chooses to dig for 4 weeks.



The Time wheel indicates that the player shall draw 5 excavation tokens from the bag.

Note: if the total knowledge exceeds 12, the player chooses 12 on the time wheel.

Note: by using two "shovel" researcher cards, a player may draw an additional token from the bag during an excavation. By using three "shovel" researcher cards, a player may draw two additional tokens from the bag during an excavation.



If a player has just one "shovel" researcher card, he may use it to draw one extra token from the bag, but must discard the "shovel" afterwards.

Players may never look into the bags!

After the player begins to draw tokens from the bag, he may not change the number of weeks he wants to dig.

Example: the player drew 5 tokens from the bag. Three were useful and earned him 8 victory points. The other two were debris, which he returned to the bag.

Ending the excavation

The player's excavation is complete. He turns over the excavation permission he used to display the side with an "X".

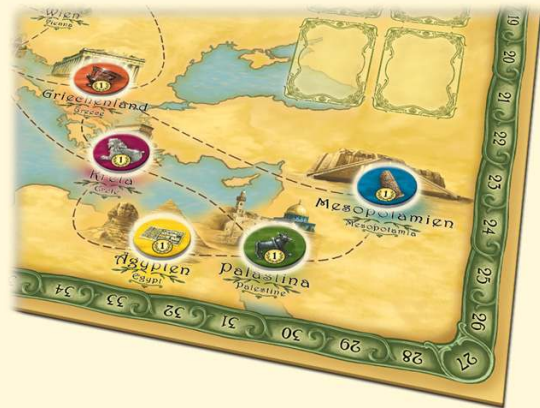
The player may dig again in this area only next year (after his time marker has passed week 52 on the time track).

Bonus for the first excavation in an area

The first player to excavate in an area gets the token (value 1) that was placed on the game board for that area during preparation.



Note: if the player has the "special excavation" researcher card, he may excavate in the same area a second time in a year. The player discards this card after using it.



Execute an exhibition

In the course of the game, exhibition cards will be placed in the spaces provided for them on the game board.

If a player wants to execute one of those shown on the cards on the board, he moves his archeologist to the city shown on the card that interests him. If his archeologist is already in that city, he need not move him.

Each exhibition card shows how **many artifacts** from each area the player must have in order to execute the exhibit. The value of the artifacts is not considered when determining if the player has the correct number to execute the exhibit.

The player shows the other players he has the necessary artifacts. If he does, he takes the exhibition card from the board and places it face up in his play area. He keeps the artifacts after the exhibit.

The player moves his time marker along the time track to "pay" for the weeks required to move to the city (if he moved his archeologist) and for the execution of the exhibit (the number is shown on the card).



Example: the player moves his archeologist to London to execute the exhibit there. He can do so because he has at least 1 orange and 2 yellow artifacts.

Note: found items, which are books (technical or general) are not artifacts and may not be used in exhibits.

A year is ended

When a player's time marker crosses space 52, a new year begins for that player. That player immediately turns all his excavation permissions to the valid side, allowing him to once again execute excavations at those sites.

When the last player's time marker crosses space 52, the player moves the year marker to the next year.



Game end and scoring

When playing in 1903 and a player moves his time marker across week 52, he stops it on space 1. He can execute no more actions, as he can use no more weeks.

When all players' time markers have reached space 1 after year 1903, the game ends and the final scores are calculated.

Example: the red player's time marker is on space 48 (in year 1903). The player has 5 weeks left, which he can use to execute an excavation in Greece. He could not, however, spend 6 or more weeks on the excavation!



Note: if a player has nothing more he wishes to do, he can move his time marker directly to space 1 when he is in year 1903.

Final scoring

Each player now sums his victory points:

- for each **artifact**, the player scores the points shown on the artifact
- for each **exhibition**, the player scores the points shown on the exhibition
- for the **Congress cards**, the total points depends on the number of cards the player has as shown on the cards
- for the **most special knowledge in each area**, the player scores 5 points; if players tie for the most in an area, each scores 3 points. All books and found items are color-coded to the area where they should be considered for scoring.

The player with the most victory points is the winner!

Example of scoring:

The player earns 67 victory points:

- 13 artifacts worth a total of **39 points**
 - 3 exhibitions worth a total of **13 points**
 - 5 congress cards worth a total of **15 points**
 - no majorities in special knowledge **0 points**
- (in this example, the player has special knowledge, but not the majority in any of the 5 areas)*



Note: At the end of the game, the time track can help calculating the final scores.

Note: the more congress cards a player has, the more points he scores for them.

The table below shows how many points a player scores, depending on how many congress cards he has. A player may not score more than 28 points for congress cards.

	1	2	3	4	5	6	7
number of congress cards	1	3	6	10	15	21	28
number of points							

Note: when determining the most special knowledge in each area, assistants, rumors, and cards with general knowledge are not counted.





Overview of researcher and exhibition cards

General knowledge (8 cards)

- works for all excavation sites
- limit – may only use as many points as points of special knowledge are used
- not discarded when used



each symbol counts as 1 point:

2 points

1 point

1 point

2 points

3 points

2 points



Special knowledge (technical books, 9 for each region)

- works for a specific excavation site
- earns victory points for the player with the most special knowledge for each region
- not discarded when used

Special knowledge (rumors and legends from the people, 1 card per region)

- works for a specific excavation site
- discarded after use



Zeppelin (2 cards)

- reduces the travel time for a turn to 0 weeks
- discarded after use



Car (2 cards)

- reduces the travel time for turns of 3 or more weeks by 1 week
- not discarded when used



Assistant (6 cards)

- 2 assistants give a player 1 point of special knowledge in any region
- 3 assistants give a player 2 points of special knowledge in any region
- when used as pair or trio, they are not discarded
- when used alone, 1 assistant gives the player 1 point of special knowledge in any region, but is discarded after use



Shovel (6 cards)

- 2 shovels allow a player to draw 1 additional excavation token
- 3 shovels allow a player to draw 2 additional excavation tokens
- when used as pair or trio, they are not discarded
- when used alone, 1 shovel allows the player to draw 1 additional excavation token, but is discarded after use



Special excavation (2 cards)

- is a valid excavation permission
- works for any excavation site
- discarded after use



Congress (9 cards)

Earns a player a maximum of 28 points. A player earns:

1 congress	1 point
2 congresses	3 points
3 congresses	6 points
4 congresses	10 points
5 congresses	15 points
6 congresses	21 points
7 congresses	28 points



Small exhibition (5 cards)

- earns a player 4 points
- takes 3 weeks time
- requires 3 artifacts from 2 specific regions



Large exhibition (5 cards)

- earns a player 5 points
- takes 4 weeks time
- requires 6 artifacts from 3 special regions

Found items from Crete



Marble statue 1st century Aphrodite from Argyroupolis



Machine from Antikythera circa 80 BC wheels & cogs of unknown function



Helm of Axos copper helmet



Statuettes circa 720 BC from the Apollo temple in Deros



Amphore 1700 – 1500 BC Quartz Sacrificial Goblet



Sphinx Sphinx statue from Malia



Steer fresco 1700 – 1500 BC fresco from the palace at Knossos



Snake goddess 1700 – 1600 BC Faience, palace at Knossos



Copper shield Ideon Andron cave, mystical birthplace of Zeus



Larnax 1320/1300 BC clay/stone coffin with cover



Flask circa 1300 BC bulging ceramic flask, Museum of Hania



Discus of Phaistos circa 1700 BC disc of about 16 cm diameter



Minos steer 1700 – 1500 BC Sacrificial Goblet from the small palace at Knossos

Found items from Egypt



Narmer Palette
circa 3000 BC
found in Hierakonpolis
1887/1888



Roll seal of Sobekneferu
1799 - 1795 BC
12th dynasty



Scarab amulet
1323 BC
burial gifts



Grave of Pepinakht
1425 BC
Thebes,
excavated 1889



Senwosret amulet
1965 - 1920 BC
12th dynasty
health protection



Faience bowls
1450 BC
frequently buried with the body: lotus symbolizes rebirth



Rosetta Stone
196 BC
found in 1799 during Napoleon's campaign in Egypt



Mummy of Ramses II
circa 1235 BC
found in 1886 in Deir el Bahri



Bust of Nefertiti
1350 BC
18th dynasty, found in Armana in 1912



Papyrus of Abusir
circa 2360 BC
parts found in 1893 in Abusir



Bronze mirror
2040 - 1750 BC
from the Henry Salt collection



Ushebti statue
circa 1600 - 300 BC
up to 400 found in a grave



Mask of Tutanchamun
circa 1323 BC
discovered 1922-1923

Found items from Palestine

Roman strategy board game
circa 50 BC



Roman coin
circa 59 AD
coin with picture of city leaders from Judäa



Menorah
found in Tiberias



Armana letter
found in Hebron



Scrolls from Qumran
circa 300 - 68 BC
found in 1947 in a cave



Cult stand
1000 - 1100 BC
Ashdod, Israel 34.7 cm high; 14.2 cm diameter at the base



Ossuary
1st century casket



Sarcophagi
1300 - 1400 BC
cemetery at Deir el Balah, ceramic, 190 cm



Stele
circa 1200 BC
Merneptah Stele



Column figure
column statue from Jahwe temple in Arad



Tel Dan stele
825 - 800 BC
black basalt stele found 1993



Steer statue
circa 1300 BC



Tyche medallion
circa 582 BC
from Tinshemet

Found items from Greece



Treasure of Priamos
2400/2300 BC
found in Troy in 1873



Attica coins
circa 450 - 350 BC



Attica Cup
circa 470 BC
Attica cup krater with red figures



Zeus statue
460 BC
found in 1926 in the sea at Cape Artemision



Venus de Milo
circa 100 BC
found in 1820 on a farm in Milos



Omphalos
5th century BC
Delphi, navel of the world



Charioteer of Delphi
478 - 474 BC
bronze statue



Helm of Miltiades
circa 500 BC
found in Olympia



Mask of Agamemnon
1500 BC
found in 1876 by Heinrich Schliemann



Bronze horse
circa 5th century BC



Parthenon figure decoration
447 - 438 BC
shipped to UK in 1801



Marble statue of Pallas Athene
2nd century BC
Roman copy from the Parthenon



City seal of Troy
Found in 1873 by Heinrich Schliemann

Found items from Mesopotamia



Gold cup from Ur
2600 - 2400 BC
found in 1922 in the grave of the queens of Ur



Glass bowl of Nimrud
8th century BC
found in the palace of King Ashurnasirpal II



Hamurabi Codex
1800 - 1750 BC
found in 1901/1902 in Susa



Treasure of Nimrud
9th century BC
found in 1988 in palace of Nimrud



Seal of Gudea
2130 BC
from the collection of Sigmund Freud



Babylonian Lion
circa 1300 BC



White obelisk
1050 - 1031 BC
found in 1853



Mask of Sargon
circa 2350 BC
Ninive Mesopotamian copper



Queen of the night
1800 - 1750 BC
artwork from the time of Hamurabi



Gilgamesh Epos
12th century BC
table II, Ninive version



Warka vase
3100 BC
from Uruk



Sumerian gold helm
circa 2400 BC
found in king's cemetery in UR



Cunieform tablets
oldest clay/stone tablet, circa 3200/3000 BC