KINGSBURG

A game by Andrea Chiarvesio and Luca Iennaco
2-5 players / Age 10+

In the fantasy realm of Kingsburg, King Tritus has chosen his most trusted and talented governors (that's you!) to oversee his newly acquired territories, at the very edge of his realm. To be successful, you will need to call upon the help of the King's trusted advisors. Some of them might not be nice people, but they have skills and resources that could be very helpful to you. You must construct buildings, strengthen your defenses, and train your army to defend your territory from the frightening enemies that mass on the border. After five years, the King will reward the most successful governor with a position among his most trusted advisors!

What's Inside:

1 game board:

5 "province" boards:

21 six sided dice: 6 x 3 x 3 x 3 x 3 x 3 x

15 wooden counters: 3 x 3 x 3 x 3 x 3 x

1 "King's Envoy" token:

20 "+2" tokens:

60 "goods" cubes: 25 x *gold* 20 x *wood* 15 x *stone*

85 "building" tokens: 17 x 17 x 17 x 17 x 17 x

1 season token:

1 year token:

25 "enemies" cards (Latin numbered I, II, III, IV and V on the backside, also showing the possible strength of enemies for each year):

5 x 5 x 5 x 5 x 5 x

This rulebook.

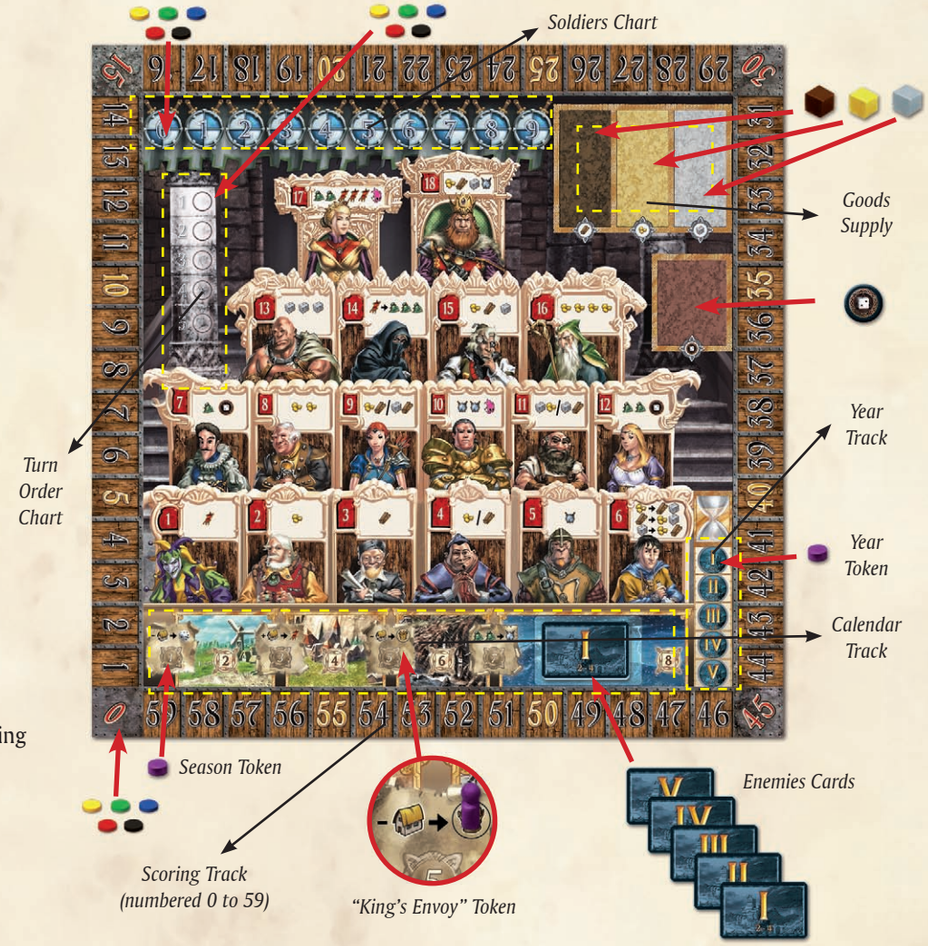

Setup

Place the board in the center of the play area. Place the season token on the "Aid From the King" space (#1) of the "Calendar" track, and the year token on the first space of the "Year Track" (with the Roman numeral "I"). Place the white dice and the "+2" tokens on their matching space on the board. Place the "King's Envoy" token on the #5 space of the calendar track.

Put the goods cubes on their corresponding areas of the board to act as the supply. During the game, if you gain or use goods, take them (or return them) to this supply. Your goods should always be visible to the other players at all times during the game.

Choose your color and take all the pieces that match your color (three dice, three counters, and all the building tokens) and a province board. If there are pieces left over, return them to the box.

Place your province board face up in front of you, along with your dice and building tokens. Place one counter on the "0" space of the "Soldiers Chart," one on the "0" space of the "Scoring Track," and one on the "Turn Order Chart." Arrange the Turn Order Chart randomly for now.

Divide the "enemies" cards into five small stacks, by the number on the backs. Shuffle each stack separately, and randomly select one card from each stack without looking at them. Make one pile of five cards in numerical order (with the "I" card on top and the "V" card at the bottom) and place them face down on the #8 space of the calendar. This is the "Enemies Deck." Put the remaining 20 cards back in the box without looking at them. These cards will not be used this game.

> ***Example:*** *Ann, Brian, Cindy, and David are ready to play a game of Kingsburg. The random turn order is: Cindy, Ann, David, and then Brian. The cards have been sorted by the symbols on the back, and one card was randomly drawn from each stack to form the Enemies Deck, which is now on calendar space #8. Each player takes the province board, dice, and counters in his or her color and they're ready to begin the first year!*

Goal

To be the governor with the most Victory Points (VP) at the end of the fifth year. You can gain points by influencing the **King's advisors**, constructing valuable **buildings**, and by winning battles against the invading enemies.

How to play

The game is played over 5 years. Each year is divided into 8 phases, which always occur in the same order. The phases are shown on the calendar track.

At the end of each phase, the calendar counter is moved to the next space, showing which phase is next.

The eight phases are divided into four seasons. Each season has a special event, followed by the regular season phase.

Here are the phases in detail:

Phase 1: Aid From the King

The King needs all of his governors to improve their provinces, so he will assist any governor that falls behind the rest. The player with the fewest constructed buildings (if there is a tie for fewest, the tied player with the least number of goods) will roll an additional white die during the **spring** season (spring only, not summer, autumn, or winter). If there is a tie for both fewest buildings and least goods, the King will aid all tied players. Each tied player receives any one good (of his or her choice), but no one will roll the extra white die.

> **!** *During the very first phase of the fist year no player has built or owns anything, so all players are tied: every player will choose and receive a single good (and no one will roll the white die).*

After determining which player (or players) needs the King's help (and assigning the white die or goods), proceed to the next phase.

> ***Example:*** *in the first year, everyone chooses one good: Ann chooses a wood, Brian a stone, Cindy and David both choose a gold.*
>
> ***Example:*** *It's the beginning of the third year. Ann owns six buildings and has no goods left, Brian has five buildings and two goods, Cindy has five buildings but no goods, and David owns six buildings and one good. Cindy has the least, so she takes the white die from the supply and will roll it with her other dice that spring. At the end of the spring season, she will return the die to the supply.*

Phase 2: Spring – First Productive Season

All productive seasons (spring, summer, and autumn) are broken down into four steps, carried out by all players in this order:

a) Roll Dice and Adjust the Turn Order Chart
b) Influence the King's Advisors
c) Receive Help From the Advisors
d) Construct Buildings and Building Actions

> **!** *There is a special rule used only in a two-player game: See page 7.*

a) Roll Dice and Adjust the Turn Order Chart

All players roll all their dice *simultaneously*. After you roll, you may use the benefits of the Statue and/or Chapel if you own one and choose to use it. These re-rolls are used in the order shown on the current Turn Order Chart.

Then, the positions of all the player tokens on the Turn Order Chart are adjusted for the season: Each player adds up the value of all his or her dice (including any white dice rolled for this season). The player with the lowest sum total will be the new first player, with the other players acting in order of dice value (so the player who rolled the highest sum total for this season will occupy the last position of the Turn Order Chart). If there is a tie for dice value, then the tied player whose counter was in the higher position during the previous season (or the random placement at the beginning of the game) keeps the higher position.

After the turn order has been determined, proceed to the next step.

> ***Example:***
>
> *Ann rolls 1,3,5* *(total = 9)*
>
> *Brian 4,4,5* *(his total is 13)*
>
> *Cindy 2,2,6* *(her total is 10)*
>
> *David 2,3,5* *(total = 10)*
>
> *The Turn Order Chart is now arranged: Ann goes first (lowest total), then Cindy (same dice*

total as David, but her counter was in a higher position than David's), and David, with Brian last (highest total).



b) Influence the King's Advisors
In turn order, players now have the opportunity to influence **one** advisor or pass. After the last player in turn order has influenced an advisor or passed, the first player has an opportunity to influence a second advisor, and so on. Continue taking turns to influence advisors until you pass. Once you pass, you are done with this step, and your turn will be skipped for the rest of the season.

To influence an advisor, you must spend one or more of your dice. The sum total of the dice you spend must be exactly equal to the advisor value. You cannot spend partial dice! The full value of all dice must be used. When you influence an advisor, place your die or dice on that advisor's square on the board.

> **!** *A single "+2" token can be added to a die (or dice) to increase the sum by exactly two points. You can hold an unlimited number of "+2" tokens, but you can only add one token to a die or dice group.*

You **cannot** influence an advisor if that advisor has already been influenced during the current season (by another player or by yourself). In other words, each space in the King's Court can have only one die (or a dice group owned by a single player) on it. The only exception to this rule is the "King's Envoy" (see page 5).

> **!** *You **cannot** influence an advisor using **only** a white die or dice and/or "+2" tokens; in other words, to influence an advisor, you must use at least one of your colored dice. It's allowed to use two white dice in the same dice group, but only if that group includes at least one colored die.*

If you have no colored dice left, or if you cannot legally place the dice you have left, you must pass.

When all players have passed, proceed to the next step.

Example:

Ann, noticing that no other player rolled a "1," places her two dice (5, 3) on the Treasurer (#8) space.

It's now Cindy's turn. She cannot play (2,6) on the Treasurer (occupied by Ann's dice) as she was planning, so she plays two dice (2, 2) on the Merchant (#4) space.

David notices that Ann already used her "3" die, so he places his two other dice (2,5) on the Astronomer (#7) space.

It's now Brian's turn. He could place all his dice on the Hero (#13) space, but that advisor would give him three stones, and he already has one. He cannot play two dice (4,4) on the Treasurer because of Ann's dice, so he chooses to place two dice (4,5) on the Master Hunter (#9).

Now it's Ann's turn again. Since she only has her "1" die left, she places it on the Jester (#1).

Cindy also has only a single die left (a "6"), which she can put on the Alchemist (#6).

David is next with his last die (a "3"), which he places on the Architect.

Brian's only remaining die is a "4" which he can't place because Cindy has already used the Merchant, so he passes his turn.

No player has any useable dice left, so this step is over.

c) Receive Help From the Advisors
Each advisor, in ascending order from #1 to #18, helps the player who influenced him or by placing a die (or dice) on that advisor's space. If there are no dice on an advisor's space, just skip that advisor.

Some advisors offer a choice of help (indicated by a slash between the two choices). If you influence one of these advisors, then you must choose which one (and only one) gift to receive.

JESTER : Gain 1 VP (advance your counter one space on the Scoring Track).

SQUIRE: Take 1 gold from the supply.

ARCHITECT: Take 1 wood from the supply.

MERCHANT: Take 1 wood **OR** 1 gold from the supply.

SERGEANT: Recruit 1 soldier (advance your counter one space on the Soldiers Chart).

ALCHEMIST: You can trade 1 single good of your choice (put it back in the supply) for the other two goods. I.e.: give back a stone to take one gold and one wood.

ASTRONOMER: Take 1 good of your choice **AND** one "+2" token from the supply.

TREASURER: Take 2 gold from the supply.

MASTER HUNTER: Take 1 wood and 1 gold **OR** 1 wood and 1 stone from the supply.

GENERAL: Recruit 2 soldiers (advance your counter two spaces on the Soldiers Chart) and secretly look at the topmost card in the Enemies Deck (then put it back on top of the deck face down).

SWORDSMITH: Take 1 stone and 1 wood **OR** 1 stone and 1 gold from the supply.

DUCHESS: Take 2 goods of your choice **AND** one "+2" token from the supply.

CHAMPION: Take 3 stone from the supply.

SMUGGLER: Pay 1 Victory Point (adjust the Scoring Track by moving your counter back one space) to take 3 goods of your choice from the supply.

INVENTOR: Take 1 gold, 1 wood, and 1 stone from the supply.

WIZARD: Take 4 gold from the supply.

QUEEN: Take 2 goods of your choice from the supply **AND** secretly look at the topmost card in the Enemies Deck (then put it back on top of the deck face down) **AND** gain 3 VP (advance your counter three spaces on the Scoring Track).

KING: Take 1 gold, 1 wood and 1 stone from the supply **AND** Recruit 1 soldier (advance your counter one space on the Soldiers Chart).

When all of the advisors have given their gifts, take your dice off the board and return them to your supply. Any "+2" tokens or white "King's Help" dice used are returned to the general supply. Then, proceed to the next step.

! *The supply is assumed to be unlimited. If at any time the supply should run out of any goods, simply keep track of the extra goods owned by the players using any method you choose.*

Example: *The Jester awards 1 Victory Point to Ann: Ann moves her counter ahead on the VP track 1 space. There are no dice on the Squire, so he is ignored. The Architect donates one wood to David, who takes it from the supply.*

The Merchant lets Cindy choose if she wants one gold or one wood. She already has a gold, so she goes for the wood. After ignoring the Sergeant (no dice on him), it's time to resolve the Alchemist. Cindy gives the wood she just acquired (from the Merchant) back to the supply and takes one gold and one stone.

The Astronomer gives one "+2" token to David (he takes it from the supply) and one good of his choice.

Her dice on the Treasurer allows Ann to take two gold from the supply, then Brian chooses one wood and one gold from the Master Hunter (he could have taken one wood and one stone instead).

Since none of the remaining advisors have any dice on them, everyone takes back their dice and the current step is over.

d) Construct Buildings and Building Actions
In Turn Order, each player has an opportunity to **construct one building** (Exception: the King's Envoy can allow you to perform a double build, see "Phase 5: The King's Envoy"). The cost to construct each building is shown on your province board. To construct a building, you must pay this cost back to the supply. You can only construct **one** building each season: first pay the building costs for the building you wish to construct, then place one of your building tokens on that building (you may find it convenient to cover the building costs with your token). If you construct a building that is worth Victory Points, move your counter the appropriate number of spaces up the Scoring Track.

> **!** *You must construct the buildings in each row from left to right. In other words, you can only construct a building if you already own all of the buildings in the same row to the left of the one you want to build. Of course, you can always begin a new row by constructing the building in the leftmost column. You can only have one of each building at a time.*

Example: *You can only build the Church if you have already built the Statue and the Chapel.*

Example: *Ann has two gold and one wood. She uses the two gold to build the Statue. She takes one of her round building tokens and places it in the corresponding space. The Statue is worth 3 VP, so she moves her counter up on the Scoring Track 3 spaces.*

Brian wants to build the Inn, and he pays one gold and one wood. He places a building token on his province board, but gains no VP (the Inn is not worth any VP).

Cindy has two gold and one stone. Her choice is the Guard Tower, so she pays one gold and one stone and scores 1 VP.

David spends two wood to build the Palisade, but gains no VP.

As long as you own a building, you can also use the special powers granted by that building. Each building's power is described in that building space. Please note that you receive all the benefits of all buildings you have constructed, even if you construct new buildings in the same row. Some buildings, such as the Inn, have special abilities that are used at the end of the Productive Season. See page 8 for a complete description of these abilities.

Your buildings can be destroyed during the winter season (see "Phase 8: Winter – The Battle"). If this happens, you must remove the building token from your province board, and you immediately lose the VP's you had received from that building (and must move your token on the Scoring Track to reflect the loss). After every player has had the chance to construct a single building or pass, proceed to the next phase.

Phase 3: The King's Reward
The King is pleased with his "best" governor (according to his judgment….): the player with the most buildings is rewarded with 1 bonus VP. If there is a tie (for number of buildings), all tied players are awarded 1 VP. After the Scoring Track is adjusted, proceed to the next phase.

Phase 4: Summer – Second Productive Season
Summer is resolved in exactly the same way as Phase 2: Spring (Roll Dice and Adjust the Turn Order Chart, Influence the King's Advisors, Receive Help From the Advisors, and Construct Buildings). Then proceed to the next phase.

Phase 5: The King's Envoy
Each summer, the King sends his most trusted Envoy to assist the governor that (in his judgment) has developed the least. The player with the fewest buildings (in case of a tie, the tied player with the fewest goods) is awarded the "King's Envoy" token. If there is a tie for buildings and goods, then no player receives the token.

The King's Envoy can be used during any productive season to perform **one** of these two actions:

- Influence an advisor that has already been influenced (by yourself or another player). You must still use your influence dice to influence the advisor, following the normal rules (see page 3). For that season only, the advisor will give gifts twice.
- Perform a double build during Step d of a productive season. You must still pay the full building costs for both buildings, and follow all the normal building rules (see Phase 2, step d).

You may only use the benefit of the King's Envoy once before you must return him to the matching calendar space. If you do not use the King's Envoy before the beginning of Phase 5 the following year, the token goes back to the supply, and may be assigned again (even to the same player who owned it the previous year).

After assigning (or not) the King's Envoy token, proceed to the next phase.

> ***Example:*** *It's year 2, in the King's Envoy phase. Ann owns five buildings and no goods, Brian has four buildings and two goods, Cindy owns four buildings and one good, and David has four buildings and no goods. David is assigned the King's Envoy token. If Cindy, for instance, had no goods also, the King's Envoy would not have been assigned for the current year.*
>
> ***Example:*** *it's the "Construct Buildings" step and David holds the King's Envoy token, one gold, and three wood. According to the rules, he is allowed to perform one single building action, but he calls on the King's Envoy for aid (and puts the token back on the corresponding space on the board) to perform two building actions instead of one. He builds both the Barricade and the Blacksmith in the same season.*

Example: it's the "Influence Advisors" step and David holds the King's Envoy token. He has one die left (a "3"), but there is already one of Brian's dice on the Architect. David calls for the aid of the King's Envoy and places his die together with Brian's on the Architect space. This season only, the Architect will help both Brian and David.

Phase 6: Autumn – Third Productive Season

Autumn is resolved in exactly the same way as Phase 2: Spring (Roll Dice and Adjust the Turn Order Chart, Influence the King's Advisors, Receive Help From the Advisors, and Construct Buildings). Then proceed to the next phase.

Phase 7: Recruit Soldiers

In turn order, each player now has an opportunity to hire soldiers. You may hire any number of soldiers at a cost of two goods (the same or different) per soldier. Move your token up one space on the Soldiers Chart for each soldier you hire.

After all players have a chance to recruit soldiers, the phase ends.

Phase 8: Winter – The Battle

Winter is not a "productive season." In winter you must instead face an invading army of enemies.
Turn over the top card from the Enemies Deck (on calendar space #8). This is the enemy that is invading the realm this year.

The strength of the invading enemy is equal to the number in the top left corner.

In the red box there is a list of the penalty (goods, buildings, and/or VP's) you will suffer if the enemy defeats your soldiers.

In the blue box are the rewards (goods and/or VP's) you will earn if you are victorious against the enemy.

The back side of each Enemy card also lists the possible strength of all enemies in each year, so you can predict how strong the enemies might be each year.

Each governor must fight the enemy himself, with the help of additional soldiers sent by King Tritus.

The first player on the Turn Order Chart must roll **one die**. The value of this die is the number of soldiers sent by the King to **each** governor. Every player advances his or her token on the Soldiers Chart a number of spaces equal to the value rolled on that die.

Example: Ann has built the Statue, Palisade, and Barricade. Her counter on the Soldiers Chart is on the #0 space. She has no goods. Brian owns the Inn and the Guard Tower. He holds one wood and one stone. His counter is on the #1 space of the Soldiers Chart. Cindy has the Guard Tower, the Blacksmith, and the Barricade. No goods, and no soldiers. David has built the Inn, the Barricade, and the Crane. He owns one wood, and has no soldiers (his counter is on the #0 space of the Soldiers Chart).

The top card of the Enemies Deck is revealed. It's an army of Goblins (strength = 3).

The first player rolls one die to determine the number of troops sent by the King. He rolls a 1, so very few troops will come to help the players. Every counter on the Soldiers Chart is moved up 1 space (Brian's counter goes to #2, all the others from #0 to #1).

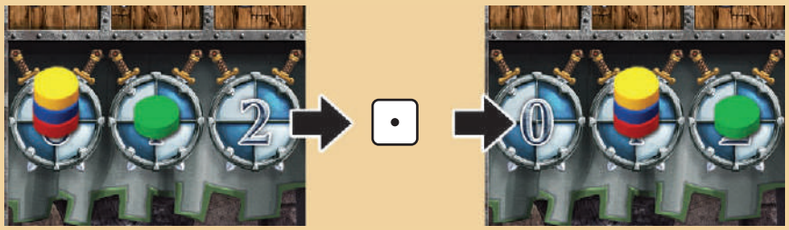

To determine the result of your battle, compare your combat value to the current enemy strength. To determine your combat value, add (and/or subtract) any bonuses (or penalties) from buildings you have constructed to your score on the Soldiers Chart.

- If your combat value is **higher** than the enemy strength, you have won the battle and you receive the rewards listed on the enemy card;
- If your combat value is **equal** to the enemy strength, you have barely managed to resist to the enemies, so no rewards or losses are given or suffered;
- If your combat value is **lower** than the enemy strength, you have been defeated and must suffer the losses listed in the enemy card (from top to bottom: gold, wood, stone, good of your choice, building, and VP's) – see details below.

The player (or players) whose total combat value (King's Die + buildings + soldiers) is the highest receives **one bonus VP** but only **if** he or she

was also **victorious** in the battle.

> ! *The Soldier Chart is numbered from 1 to 9, but a player's total combat value can be higher than 9. So, for instance, if a player's total combat score (after bonus and penalties due to his/her buildings) is 10 and another player total combat score is 11, only the latter will be awarded the additional VP.*

If you lose the battle, you must suffer the penalties listed in the red box on the enemy card:

a) Lose Goods
Any goods you lose because of the battle must be returned to the supply. If you don't have enough goods to pay, you simply lose what you have and suffer no additional losses.

b) Building(s) Destroyed
If one or more of your buildings are destroyed when you lose a battle, you must determine which building is destroyed. The destroyed building will always be in the rightmost column where you have at least one building. If you have more than one building in your rightmost column, the building closest to the top is the one that the enemies destroy. You must remove the corresponding building token and adjust the Scoring Track accordingly (from now on, you won't benefit from that building's powers as well, unless you eventually rebuild the building). Buildings destroyed can be rebuilt in a future productive season as normal (paying the building cost, etc.).

c) Victory Point losses
If you lose victory points when you are defeated in battle, you must move your token on the Scoring Track down the number of spaces shown.

After the battles have been resolved for all players, return the enemy card to the box (even if all players lose the battle, the King's army will eventually chase the enemies away for you).

Finally, all the soldiers go home (move all the counters on the Soldiers Chart back to the "0" space). The phase and the year come to an end.

Let's continue the previous example and determine the individual battle result:

Ann has a total combat value of 3 (1 soldier, +1 due to the Palisade, +1 due to the Barricade since the players are facing an army of Goblins), so it's a draw. No gains, no losses. Brian's combat value is also 3 (2 soldiers, +1 Guard Tower), which is another draw.

Cindy has a total combat value of 4 (1 soldier + 1 for each of her buildings: Guard Tower, Blacksmith, and Barricade). She wins her battle and receives the reward shown in the blue box of the Goblins card: one stone good.

David's total combat value, on the other hand, is only 2 (1 soldier, +1 because of his Barricade). He loses the battle and must suffer the losses shown in the red box of the Goblins card! David should lose one gold, but he has none, so he doesn't lose anything. The Goblins also destroy one of his buildings. In the second column, he has one building (Crane) and in the first column he has two (Inn and Barricade). Since buildings are destroyed in the rightmost column first, his Crane is destroyed. If he had built a Market, then the Market would have been destroyed instead (since it is in the same column as the Crane, but in a higher row).

The victorious player with the highest total strength is Cindy (she is actually the only one to win her battle!), so she also receives 1 additional VP.



All the counters on the Soldiers Chart are moved back to the starting position (space #0).

The current year is now over, so the year token is moved to the next year, the calendar token is returned to the first space (Aid From the King), and a new year begins!

End of the Year

After the winter season (Phase 8) is finished, the current year comes to an end. Move the counter on the Year Track down one space. If it is the end of the fifth year (year "V"), the game ends. Otherwise, a new year begins with Phase 1 again. Proceed through all 8 phases every year.

Winning the game

At the end of the fifth year, the player who has the most Victory Points is the winner!
If there is a tie for Victory Points, the winner is the tied player with the most goods left. If there is still a tie, then the tied player with the most buildings wins. If buildings are also tied, then all tied players share the victory!

Special Rule for 2-Player Games

In two player games, the following rule is also used:
At the very beginning of each productive season (Phases 2, 4, and 6), roll three dice (of any color not being used by the two players). Use these three dice to "influence" the advisor matching the total rolled. Then, roll 2 more dice (of another unused color) and place them on an advisor's space in the same way. If the total of both rolls is the same (and the advisor is already marked with the set of 3 dice), then instead place the two dice individually on the advisors matching the numbers rolled (if both dice are the same, place one aside for that season).

The two (or three) advisors marked in this way have already been "influenced" for this season (and the players can only influence these advisors by using the King's Envoy).

At the end of the productive season, remove these dice so they can be used again for the next season.

BUILDINGS

Statue and Chapel - You can activate both the Statue and the Chapel effects in the same season, but only once for each effect. I.e. if you roll your three colored dice plus one white die and your result is 2,2,2,2 you can re-roll one dice thanks to the Statue effect (the Chapel won't help you because the total of all dice rolled is 8). The re-roll result is a "1." Now your total is 7, so you can re-roll all dice (including the one just re-rolled), but if the new total happens to be equal to or less than 7, or if you again roll four identical numbers, you can't re-roll any more dice this season. You can flip the building token on the Statue and/or Chapel to show that you have used it already for the current season.

Church - +0 in battle (becomes +1 only when fighting Demons).

Cathedral - You get 1 extra VP for every 2 goods you own at the end of the game (any combination of goods).

Inn - At the end of every summer season, remember to give a "+2" token to every player that owns an Inn (before starting Phase 5). The token awarded by the Inn can be used immediately to pay for the benefit of a Town Hall owned by the same player.

Market - Example of how the Market works: you can use a group of dice whose combined total is 9 to influence advisor #8, or #10 (or you can choose not to use your Market and influence #9 instead). Put the dice on the space matching the advisor you want to influence without changing the value of your dice. Remember that you can only use your Market once per season. Flip the building token on your Market space as a reminder that you have used that ability this season.

Farms - Important: you can't use white dice alone to influence an advisor, they must always be combined with colored dice. Also: Remember to subtract 1 from your combat value during the winter battle if you have built the Farms.

Merchants' Guild - If you forget to take your gold before rolling the dice, you won't receive any free gold this season… too bad!

Barracks - You can use this ability multiple times. For example, you can pay a total of three goods to recruit three soldiers (and move your counter in the Soldiers Chart forward 3 spaces).

Palisade - +1 in battle (becomes +2 only when fighting Zombies).

Stables - When you influence advisor #10, you get three soldiers instead of two. When you influence advisor #5 or the King, you get two soldiers instead of one.

Stone Wall - If your total combat value is equal to the enemy strength, you win the battle.

Fortress - If, for example, you win a battle against an enemy whose reward is 1 gold, you receive 1 gold and one Victory Point.

Barricade - +0 in battle (becomes +1 only when fighting Goblins).

Crane - Example of how the Crane works: if you have a Crane, building the Farms will only cost you one gold (instead of two), three wood, and one stone.

Town Hall - You can only use this benefit once each season. So, you cannot pay a "+2" token and one good to get 2 VP, nor can you pay two tokens or two goods. In other words: you can only receive 1 VP for each season.

Embassy - You also receive this bonus VP at the end of the season you build the Embassy.

KINGSBURG

A game by: Andrea Chiarvesio and Luca Iennaco

Illustrations and Graphic Design: Mad4Gamestyle

Production: Silvio Negri-Clementi

With collaboration by: Federico Faenza

English edition published by: ElfinWerks LLC
Schar Niebling, Will Niebling, William Niebling

Stratelibri is the book and game division for Counter srl. Stratelibri is a © & TM 2002-2007 Counter srl. All rights are reserved. Kingsburg is a © & TM 2007 Counter srl – Italy.

Any reproduction of this material, in whole or in part is strictly forbidden without permission. All the characters and events depicted in this game are fictional. Any resemblance to actual persons (living or dead) is purely coincidental.