

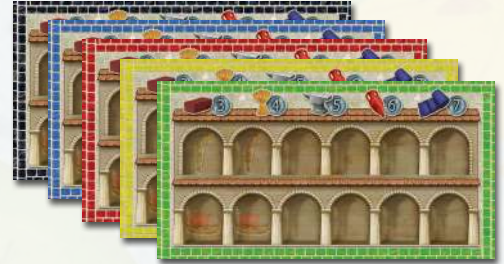
# CONCORDIA: GAME RULES

## GAME MATERIAL

Game board: **Imperium** (3-5 players) / **Italia** (2-4 players)



5 storehouses



**110 wooden pieces** in player colors red, green, yellow, blue, and black; per player:

3 sea colonists  3 land colonists  1 scoring marker  15 houses 

**80 wooden units of goods:**

brick  food  tool  wine  cloth 

**72 cards**



65 personality cards

35 starting cards, 7 per player

30 cards for sale, decks I - V\*

Concordia Card

Praefectus Magnus Card

5 player aids



30 city tokens



24 bonus markers

**Coins** (1, 2, 5 und 10 sestertii)



1 game rules

1 quick intro

1 historical information booklet

## GAME OVERVIEW

### Game setup

The setup of CONCORDIA is described in detail in the separate quick intro. Cards for sale that are not needed are taken out of the game (depending on the player count). After randomly determining the start player, the last player (player to the right of the start player) receives the Praefectus Magnus.

### Game flow

Players execute their turns in clockwise order. A player's hand consists of his un-played personality cards. A player's

turn consists of playing 1 card from their hand and executing the related actions. All played cards form a personal discard pile showing only the last card played. With the Tribune, a player takes back all cards previously played.

### Game end

The game ends either after a player purchases the last card from the display on the board, or after the first player builds his 15<sup>th</sup> house. In either case, this player is awarded the CONCORDIA card. Now all other players execute their final turn

and then all players tally their final victory points.

### Scoring victory points

Each personality card is related to an ancient god. These gods individually reward certain achievements (for instance number of populated provinces, number of colonists, etc.)

If Concordia is played for the first time, it is recommended to conduct an intermediate scoring. The final (and intermediate) scorings are described in detail on the last page.

## PERSONALITY CARDS



### TRIBUNE

#### 1. Recover cards

The player recovers all of his previously played cards back into his hand. If the player takes back more than 3 cards (including the Tribune in the count), he receives 1 sestertius per card past the 3rd from the bank.

#### 2. 1 new colonist

In addition the player may optionally purchase 1 new colonist by paying 1 food and 1 tool to the bank and placing either a new land or sea colonist from his storehouse into "Roma".

### Example

*A player who until now has played 4 cards now plays his TRIBUNE card. Therefore he takes a total of 5 cards back into his hand and receives 2 sestertii from the bank.*

*In addition he decides to build a new colonist. He pays 1 food and 1 tool to the bank and places the new colonist inside ROMA on the game board. The colonist discovers one new storage spot for goods inside his storehouse.*



\*We apologize for a misprint on the Diplomat card in deck IV. The cost is tools, as depicted by the symbol.

# PERSONALITY CARDS



## ARCHITECT

### 1. Move colonists

The number of colonists a player has on the board determines the number of possible movement steps that a player can freely allocate to his own colonists. Land colonists are moved only along the brown lines and sea colonists only along the blue lines. A colonist's first movement step is out of his starting city onto an adjacent line. Any further steps will move the colonist through a city and onto the next adjacent line to that city. At the end of his movement, a colonist cannot be placed on a line that is already occupied by another colonist. However, a colonist is allowed to move through occupied lines, adding the occupied sections passed through into his movement count.

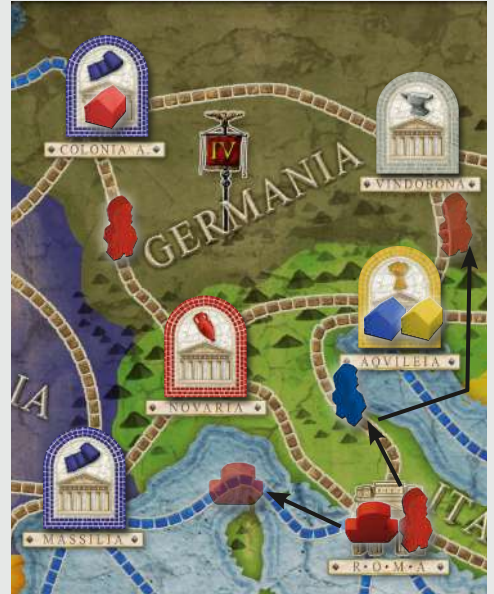
### 2. Build houses (after all movements)

The player may build houses in cities adjacent to any of his own colonists. Each new house built in a city is paid with goods and coins to the bank:

- Goods: 1 food in a brick city, or 1 brick plus the good of that city type in every other city.
- Coins: 1 sestertius in a brick city, 2 sestertii in a food city, 3 in a tool city, 4 in a wine city, and 5 in a cloth city.

If a new house is built in a city where there are already other houses, the cost in coins is multiplied by the number of houses that will be in the city after this build (i.e., to build the fourth house in a city the cost in coins is multiplied by 4). The cost in goods remains the same. Players may not build more than 1 own house in a single city and never in "Roma".

*Red has 3 colonists, 1 land colonist is located between "Colonia A." and "Novaria", and the other 2 are still in "Roma". Therefore he has 3 movement steps available. The black arrows show how he allocates his movements to his colonists. The sea colonist from "Roma" moves onto the sea line to "Massilia" (1 step), and the land colonist makes 2 steps onto the line between "Aquileia" and "Vindobona".*



*After moving his colonists he may build houses. All in all there are 5 cities adjacent to his colonists. But as he already owns a house in "Colonia A." only 4 cities remain where he could build. He has enough goods and cash to build 3 new houses. He builds a house in "Massilia" (5 sestertii, 1 cloth, and 1 brick), in "Novaria" (4 sestertii, 1 wine, and 1 brick) and in "Aquileia" (6 sestertii, 1 food, and 1 brick). A house in a food city basically costs only 1 brick, 1 food, and 2 sestertii, but as "Aquileia" already has 2 houses the cash price is tripled. He pays the goods and sestertii to the bank and puts 3 new houses into the cities.*



## PREFECT

The player chooses between two alternatives:

a) The player chooses a province where the houses **produce goods**. He can only choose an active province whose bonus marker (province tile) still shows the goods symbol. It is not necessary that the player (or any other player) owns a house in the chosen province. He flips the bonus marker of the province to its coin side and receives 1 unit of the goods type depicted on the bonus marker out of the bank. In addition all houses inside the province, regardless of their owner, each produce one unit of the goods produced in that city.

or

b) Instead of producing the player may choose to **collect the cash bonus**. For every visible coin on the bonus markers he receives 1 sestertius from the bank. Afterwards all bonus markers are flipped back to the side showing their good's symbol.

*Syria is able to produce because its bonus marker still shows the good's symbol. Red plays the Prefect card, chooses Syria, and receives a bonus of 1 cloth as shown on the bonus marker. The Syrian bonus marker is now flipped over to its coin side and all houses in Syria produce: Red and Blue receive 1 food each, and Yellow receives 1 cloth.*



*In the situation depicted down left a player who chooses the cash bonus would get 6 sestertii out of the bank, because there are 6 coins visible on the bonus markers (given that no other bonus markers show coins) and the bonus markers with coins would be turned over to show their units of goods again.*



## COLONIST

The player chooses between two alternatives:

a) The player may place new colonists on the game board each to be paid for with 1 food and 1 tool. New colonists can be placed inside "Roma" or inside any other city where the player owns a house.

or

b) The player receives 5 sestertii plus 1 sestertius for each of their own colonists on the game board.

*Red has 2 food and 3 tools in his storehouse and plays the COLONIST card.*

*Paying 2 food and 2 tools he places 2 colonists. He decides to place a new sea colonist in "Roma" and a new land colonist in "Massilia". He could also have chosen to place one colonist in "Aquileia" instead, but not in "Novaria" because he has no house there (obviously, only a land colonist would be reasonable in "Novaria"). Or he could even place 2 colonists in the same city.*



# PERSONALITY CARDS




## MERCATOR

This turn is executed in 2 steps:

1. The player receives 3 sestertii out of the bank (or 5 sestertii with a purchased Mercator).
2. He may then trade in two types of goods with the bank. This means he may sell two types, buy two types, or sell one type and buy another. The number of units he may sell and/or buy is only limited by the free space inside his storehouse, where every single unit occupies one storage space. The trade is done at fixed prices, which are shown on the roof of the storehouses.

Green has 2 sestertii cash and her storehouse is as depicted. She plays the Mercator card and receives 3 sestertii (It's not a purchased Mercator). She sells 3 units of wine for  $3 \times 6 = 18$  sestertii to the bank, so that the total cash now is 23 sestertii. For her second type of goods she wants to buy bricks. She would be able to pay for up to 7 bricks, but there are only 5 storage spaces available in the storehouse so that she cannot buy more than 5 units. She decides to buy 4 units of bricks paying  $4 \times 3 = 12$  sestertii. She would have loved to buy a unit of food, but that is not allowed as she has already traded in two different types of goods.



## DIPLOMAT

The player executes an action from a personality card that is on top of another player's discard pile and thus is displayed face up in front of them. The action is executed the same as if the player had played that card himself. Actions of players who recently used a Diplomat card or took back their cards into their hand with their Tribune card cannot be copied.

The picture shows the personality cards recently played by the other 4 players. The 5th player plays a Diplomat card. He now may either execute the action of a Senator, an Architect, or a Prefect.



## SENATOR

The player may purchase up to two personality cards from the display on the game board and take them into his hand. The price of a card is the sum of:

- The goods depicted inside the red field of the card
- plus the goods depicted beneath the card's position on the game board, where a question mark stands for a good of the player's choice.

After the purchase(s), all remaining personality cards inside the display move to the left if their left position is empty, and the display is replenished to the new total of 7 cards (as long as there are fresh cards inside the stack)

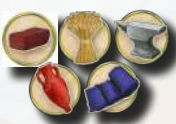
The picture shows the cheapest 4 personality cards on sale. The player wants to purchase the Mercator and the Architect card. It costs 1 unit of wine for the Mercator card, and 1 tool and 1 brick for the Architect card to the bank. Instead of a brick he could have paid with any other type of goods as the question mark allows a free choice of goods for payment. He takes the Mercator and the Architect card into his hand. Now the Prefect card moves by 1 and all other remaining cards by 2 positions to the left. Finally the 2 free spots on the display are replenished with 2 new cards from the stack. (The Farmer would have cost 1 brick, 1 food, and 1 cloth)



## CONSUL

The player may purchase one personality card from the display on the game board and take it into the hand. The price consists only of the goods depicted inside the red field of the personality card. Any goods depicted beneath the card's position on the game board are ignored. As with a SENATOR, the remaining cards inside the display move to the left if their left position is empty, and the display is replenished from the stack (as long as the stack exists).

The player wants to purchase the Colonist card, which is located in 6th position inside the card's display. He pays only 1 unit of food because the goods depicted on the game board are ignored (1 unit of free choice plus 1 cloth). But he cannot purchase more than 1 card. He takes the Colonist into his hand and the Prefect card moves one position to the left. The former position of the Prefect is replenished with a new card from stack.



## SPECIALISTS

(Mason, Farmer, Smith, Vintner, Weaver)

All the player's houses of the related type of goods produce one unit each.

The player has a total of 4 houses inside wine cities and plays the Vintner. She receives 4 units of wine and puts them on 4 empty storage spaces inside her storehouse. The other players do not receive any goods.

## FURTHER RULES

### PRÆFECTUS MAGNUS

If a player who currently owns the PRÆFECTUS M. plays a Prefect card (or uses one with the Diplomat) in order to let a province produce, he receives a double bonus (2 units instead of 1). Production inside the cities is not affected. After his turn he hands the PRÆFECTUS M. to the player sitting to his right. A player must use the PRÆFECTUS M. when able and may not choose to forego its benefit to keep it for later. But if a player plays a PREFECT card in order to receive the cash bonus, the PRÆFECTUS M. is not activated and

remains with the player: it is not allowed to double the cash bonus.

### STOREHOUSE

Each player has a storehouse with 12 storage spaces. Each space may house either one colonist or one unit of goods. At the beginning of the game, 4 storage spaces are occupied by colonists and therefore are not available for housing goods. However, if a player places new colonists on the game board, additional storage spaces become available. If all spaces are occupied in one way or another,

no more units of goods can be taken in. It is not allowed to discard goods in order to make room for other ones instead. If a player receives plenty of goods without having enough empty storage spaces, it is allowed to choose which specific units of goods he wants to take, but not to leave any storage spaces empty.

### TRADE and STOCKPILE

Players are not allowed to trade goods with each other. Goods and coins are considered to be unlimited. The number of colonists is restricted to 6 per player.

## INTERMEDIATE SCORING

If a player plays his Tribune card for the first time in the game in order to take his cards back into his hand, he immediately performs a personal intermediate scoring. He scores all his cards as described below for the final scoring, and tallies his VP on the VP-track.

After all players have played their Tribune card for the first time and have received the intermediate scoring, these scores are compared and player with the highest score

receives 2 sestertii. Second place receives 1 sestertius. If players share the same position, they all receive the same amount (all in 1<sup>st</sup> place receive 2 sestertii and all in 2<sup>nd</sup> place receive 1 sestertius). After that, all scoring markers move back to the zero position on the VP-track.

We do not recommend performing intermediate scoring if all players know the game well.

## GAME END

If a player purchases the last personality card and such empties the display on the game board, or if he builds his 15<sup>th</sup> house, he receives the **Concordia card**, which is worth 7 additional VP. Every other player now executes his last turn before the final scoring is done as described below.

The player with the **most VP wins the game**. A tie is won by the player owning PRÆFECTUS MAGNUS, or by the tied player who would receive him next in the course of the game.

## FINAL SCORING

Each personality card is related to an ancient god who rewards its owner with victory points. First players gather all their cards, including the ones from their discard pile, and arrange them according to the different ancient gods. The back of the player aid shows a summary of the gods and in which order they are scored. The victory points assigned to each card that is marked with the respective god are described in the following text. All victory points (VP) are tallied with the player's score marker on the VP-track. It is recommended to first score VESTA for all players, then Jupiter etc.

### VESTA

The value of all goods in the storehouse (usual price as depicted) is added to the cash money. Then the player receives 1 VP per full 10 sestertii, any fractions are ignored.

### JUPITER

For each house inside a non-brick city the player receives 1 VP. (max. 15 VP)

### SATURNUS

For each province with at least one of their houses the player receives 1 VP. (Imperium max. 12 VP, Italia max. 11 VP)

### MERCURIUS

For each type of goods that the player produces with their houses, he receives 2 VP. (max. 10 VP)

### MARS

For each of his colonists on the game board the player receives 2 VP. (max. 12 VP)

### MINERVA

For each city of the related city type the player receives a certain number of VP as depicted on the specialist's card.

*The player owns a total of 12 houses on the board of which 3 produce bricks, 4 produce food, 3 produce tools, and 2 produce cloth. They are distributed over 7 provinces. Furthermore the player owns 5 colonists on the game board, has a total of 13 sestertii, and owns the Concordia card because he purchased the last card from the display area on the game board. The storehouse contains 1 cloth, 3 tools, and 1 brick. After arranging the cards as shown to the right, the final scoring gives the following result:*

*VESTA: His goods are worth 7 (1 cloth) + 15 (3 tools) + 3 (1 brick) sestertii. Added to his cash on hand (13 sestertii) he has 38 sestertii which are worth 3 VP.*

*JUPITER: As 3 of his 12 houses are inside brick cities, he has 9 houses that count for this god. With 2 cards assigned to Jupiter he receives  $2 \times 9 = 18$  VP.*

*SATURNUS: As the player has houses in 7 provinces and owns 4 cards assigned to Saturnus, he receives  $4 \times 7 = 28$  VP.*

*MERCURIUS: Unfortunately the player has not built inside a wine city, but he does produce the other 4 types of goods. For his 2 cards assigned to Mercurius he receives  $2 \times 8 = 16$  VP.*

*MARS: For his 5 colonists on the game board he receives 10 VP per card assigned to Mars, hence  $3 \times 10 = 30$  VP.*

*MINERVA: The player owns a farmer who rewards him with 3 VP for each house inside a food city. With 4 such houses this results in 12 VP.*

*Together with 7 points from the Concordia Card the player therefore achieves 114 victory points.*

